

Stand Activity Schedule for
Pass Christian School District

Strata	Stand	Activity	Acre	Est. Cost	Est. Revenue
2014					
4	10	Harvest, Mechanical, 1st Thin, Machine, Slash	191	\$6,685.00	\$36,969.96
Yearly Totals			191	\$6,685.00	\$36,969.96
2017					
4	10	Fire Protection, Other, Burn, Hand, Fuel Reduction	191	\$4,775.00	\$0.00
4	19	Fire Protection, Other, Burn, Hand, Fuel Reduction	82	\$2,050.00	\$0.00
Yearly Totals			273	\$6,825.00	\$0.00
Grand Totals			464	\$13,510.00	\$36,969.96

Stand Activity Summary for
Pass Christian School District

Filters Applied: County:
Client Class:
District:
Client: Pass Christian School Dist
STR:
Activity:
Year: 2012 Through 2021

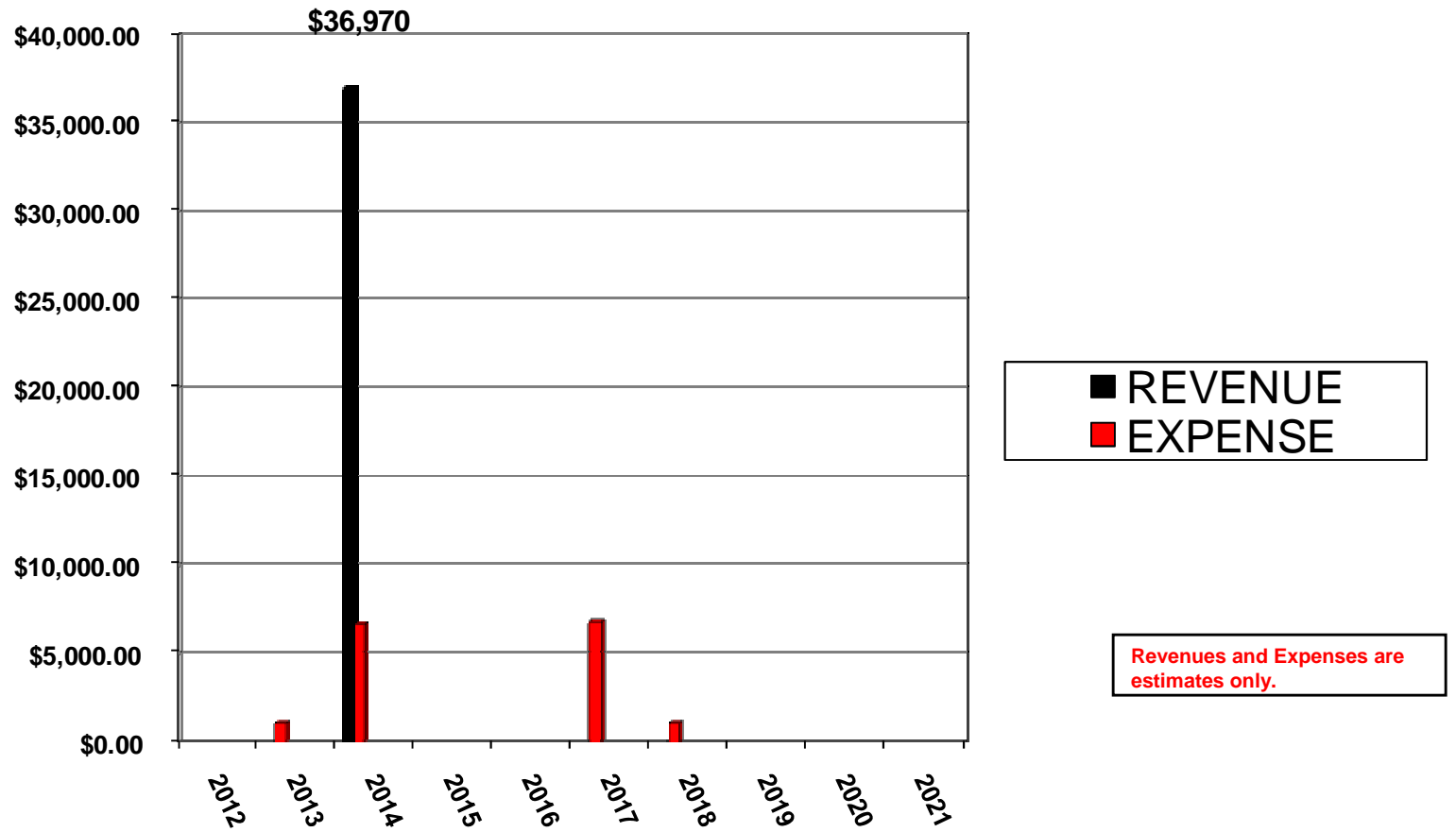
STR	Strata	Stand	Activity	Acre	Est. Cost	Est. Revenue
2014						
16 7S 13W	4	10	Harvest, Mechanical, 1st Thin, Machine, Slash	191	\$6,685.00	\$36,969.96
Yearly Totals				191	\$6,685.00	\$36,969.96
2017						
16 7S 13W	4	10	Fire Protection, Other, Burn, Hand, Fuel Reduction	191	\$4,775.00	\$0.00
16 7S 13W	4	19	Fire Protection, Other, Burn, Hand, Fuel Reduction	82	\$2,050.00	\$0.00
Yearly Totals				273	\$6,825.00	\$0.00
Grand Totals				464	\$13,510.00	\$36,969.96

Property Activities Report

Filters Applied: County:
 Client Class:
 District:
 Client: Pass Christian School Dist
 STR:
 Year: 2012 Through 2021

Client Name	Plan Year	STR	Act. Name	Method	Practice	Application	Est. Cost	Act. Object	Est. Miles
Pass Christian School District									
2013									
16 7S 13W									
Property Activities									
				Maintain	Paint	Hand	\$1,088.41	Property Boundary	4.034
Totals							\$1,088.41		4.034
Summary for 'PlanYear' = 2013									
Totals							\$1,088.41		4.034
2018									
16 7S 13W									
Property Activities									
				Maintain	Paint	Hand	\$1,088.41	Property Boundary	4.034
Totals							\$1,088.41		4.034
Summary for 'PlanYear' = 2018									
Totals							\$1,088.41		4.034
Summary for Pass Christian School District									
Totals							\$2,176.81		8.068
Grand Totals							\$2,176.81		8.068

PASS CHRISTIAN SCHOOL DISTRICT REVENUES – EXPENSES 2012-2021



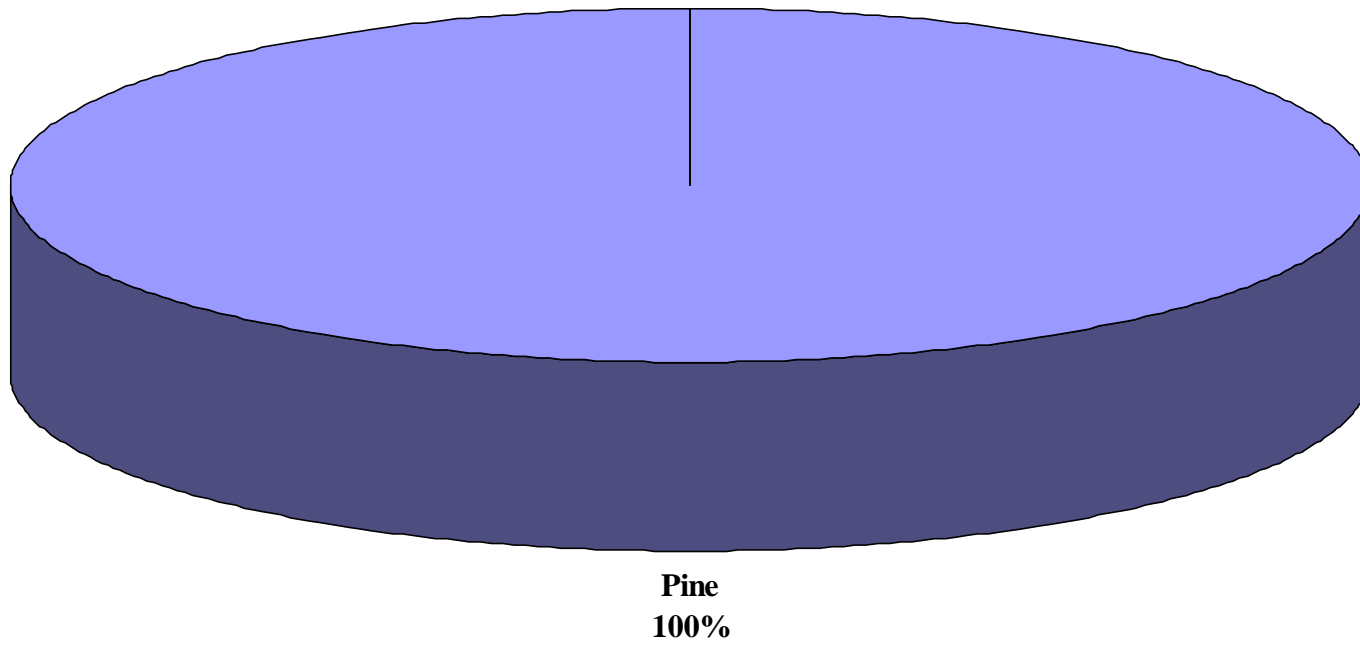
Filters Applied:

County:
Client Class:

District:
Client: Pass Christian School Dist

STR:

Broad Cover Type Distribution



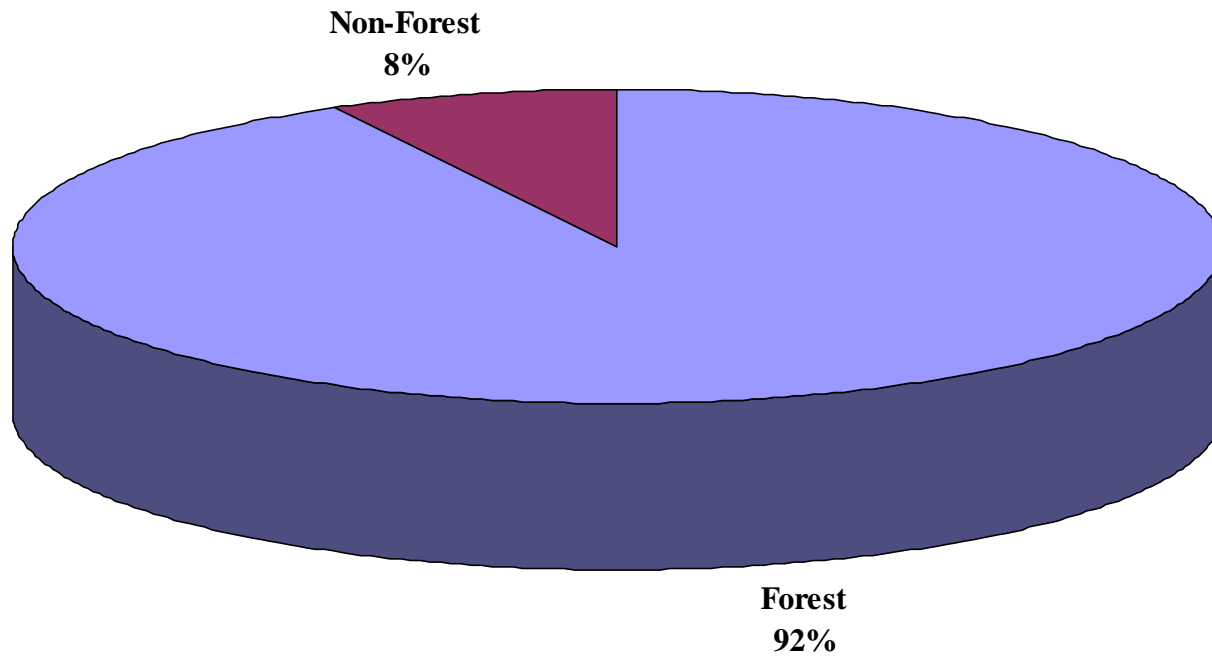
Filters Applied:

County:
Client Class:

District:
Client: Pass Christian School Dist

STR:

Land Use Distribution



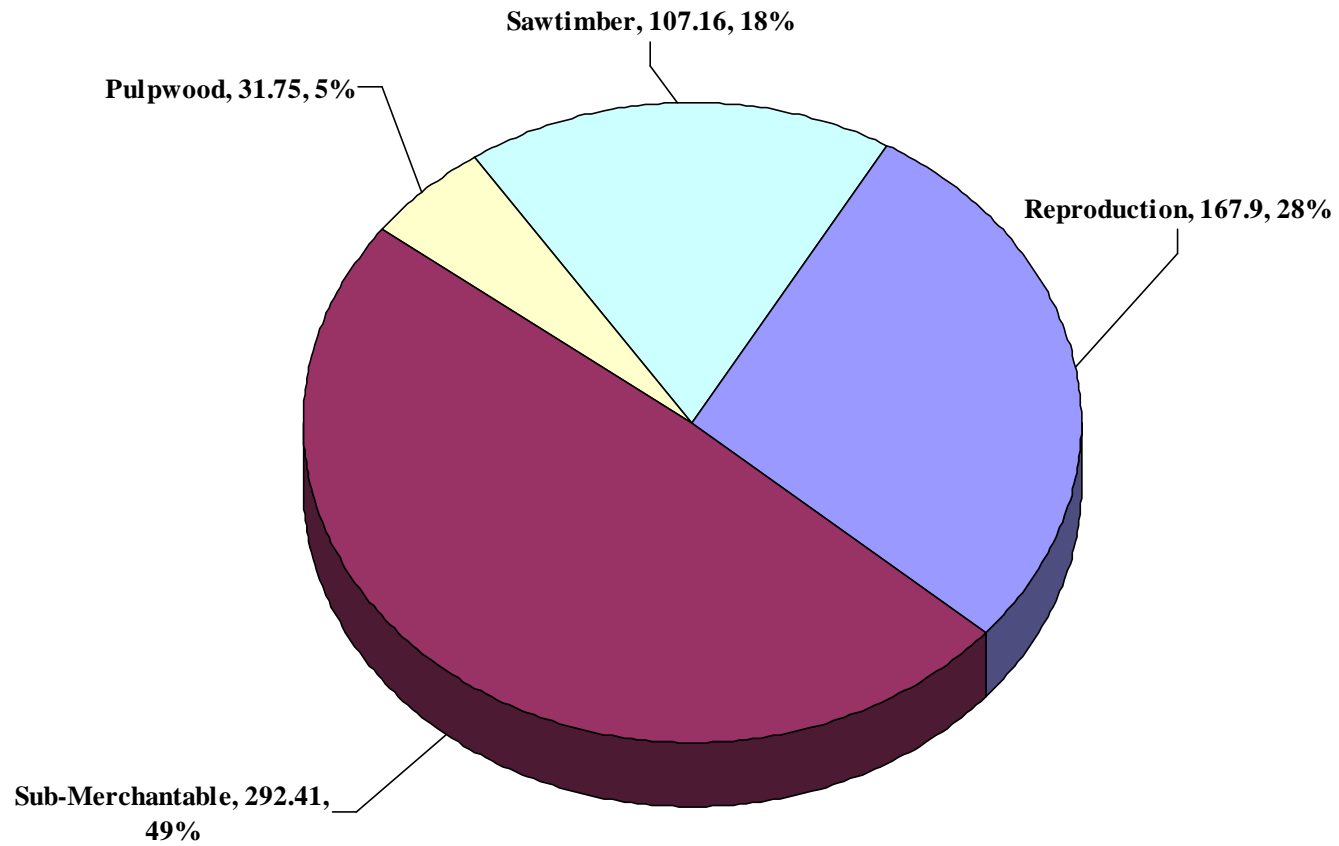
Filters Applied:

County:
Client Class:

District:
Client: Pass Christian School Dist

STR:

Forested Stands Class Distribution by Acres



Filters Applied:

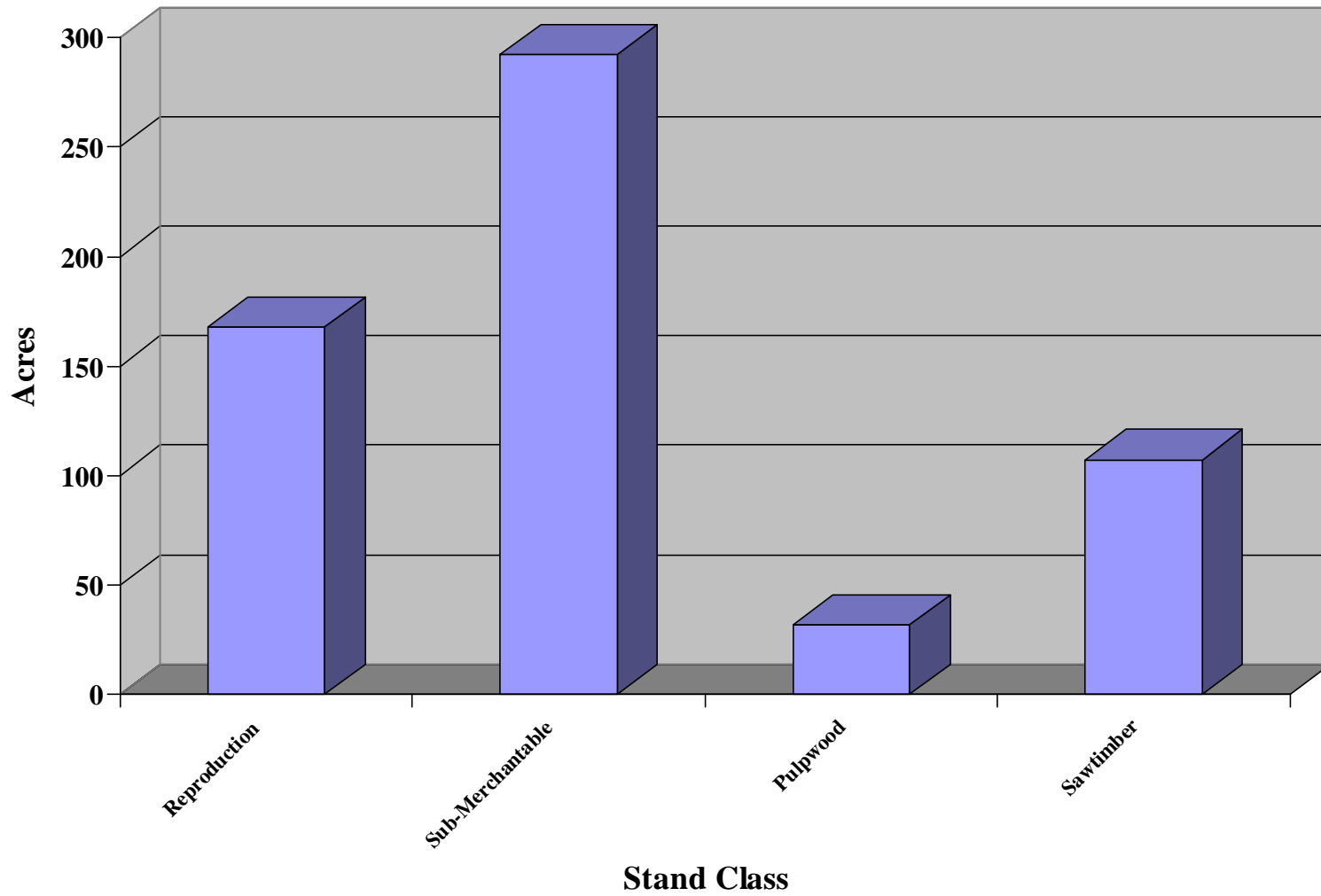
County:
District:

Client: Pass Christian School Dist
STR:

Broad Cover Type:
Client Class:

Stand Age: Through

Forested Stands Graph



Filters Applied:

County:
District:

Client: Pass Christian School Dist
STR:

Broad Cover Type:
Client Class:

Stand Age: Through

Age Distribution Graph

